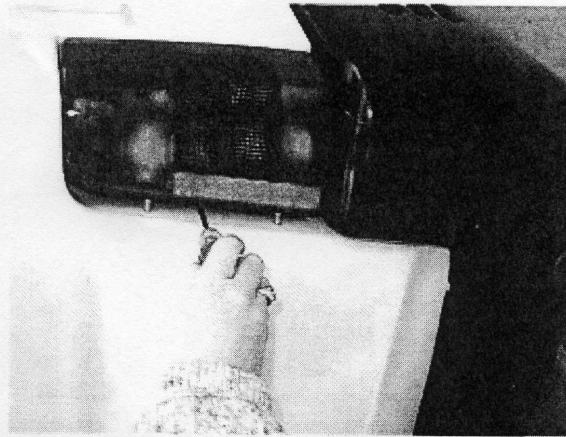



45) DUO BED SUPPORTS



48) REMOVE SCREW BOLT



47) REMOVAL OF BACK LIGHT




44) SEATING CUSHION OVER REAR SEAT. (DUO PLUS)




46) DUO BEDMAKING


www.smallmotorhome.co.uk



51) FRONT LUTON SIDE LIGHT, UNSCREW TO CHANGE BULB



53) INNER WARDROBE LINER TO RETRIEVE FALLEN OBJECTS




50) REMOVE BULB HOUSING




49) TWIST OUT LIGHT


www.smallmotorhome.co.uk




52) ELECTRIC CONTROL PANEL




55) COLD WEATHER FRIDGE / OFF-SIDE LOCKER




56) PASSENGER SEAT IN UPRIGHT POSITION, WITH SECONDARY BATTERY.



57) PASSENGER SEAT RECLINED



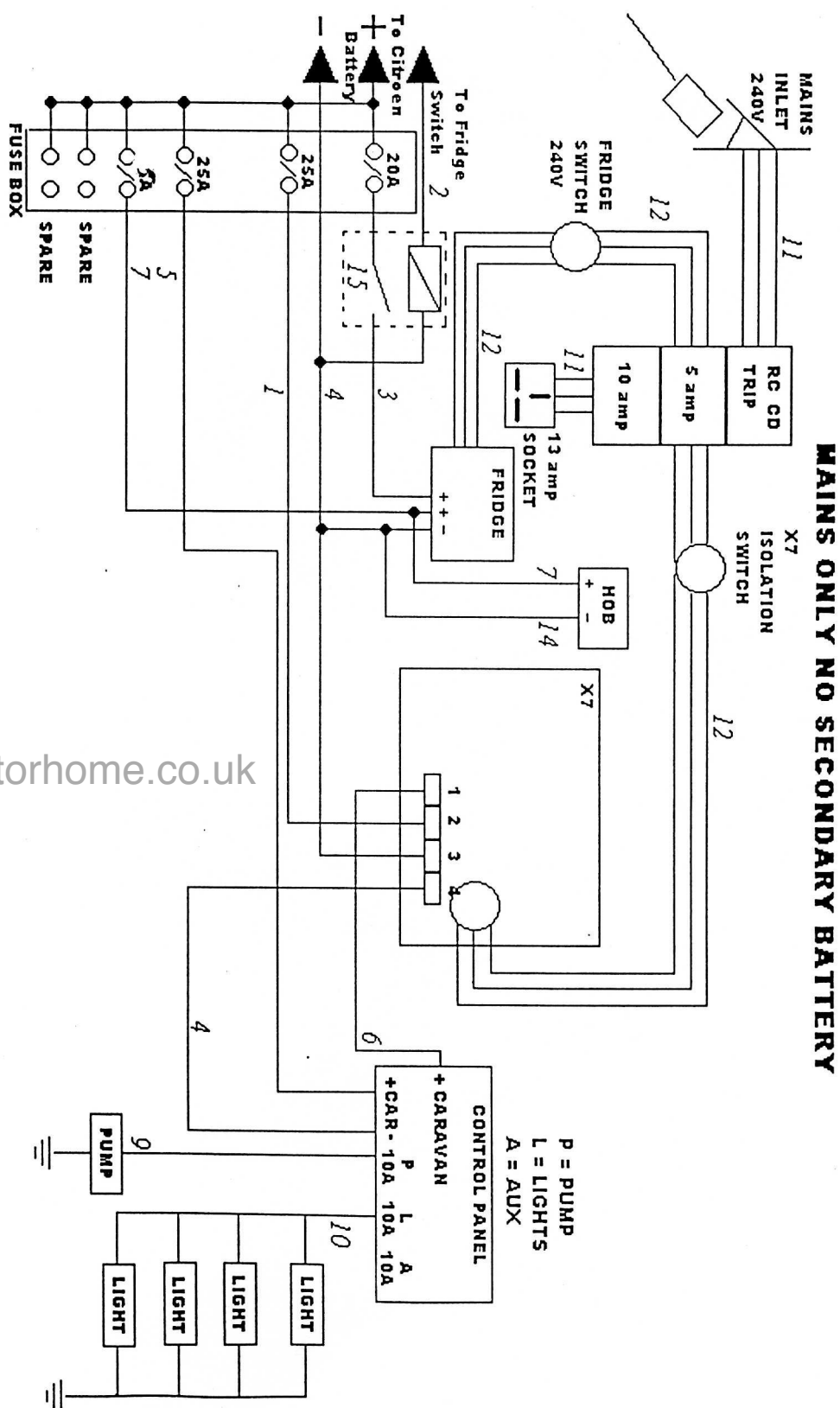
54) LUTON STORAGE



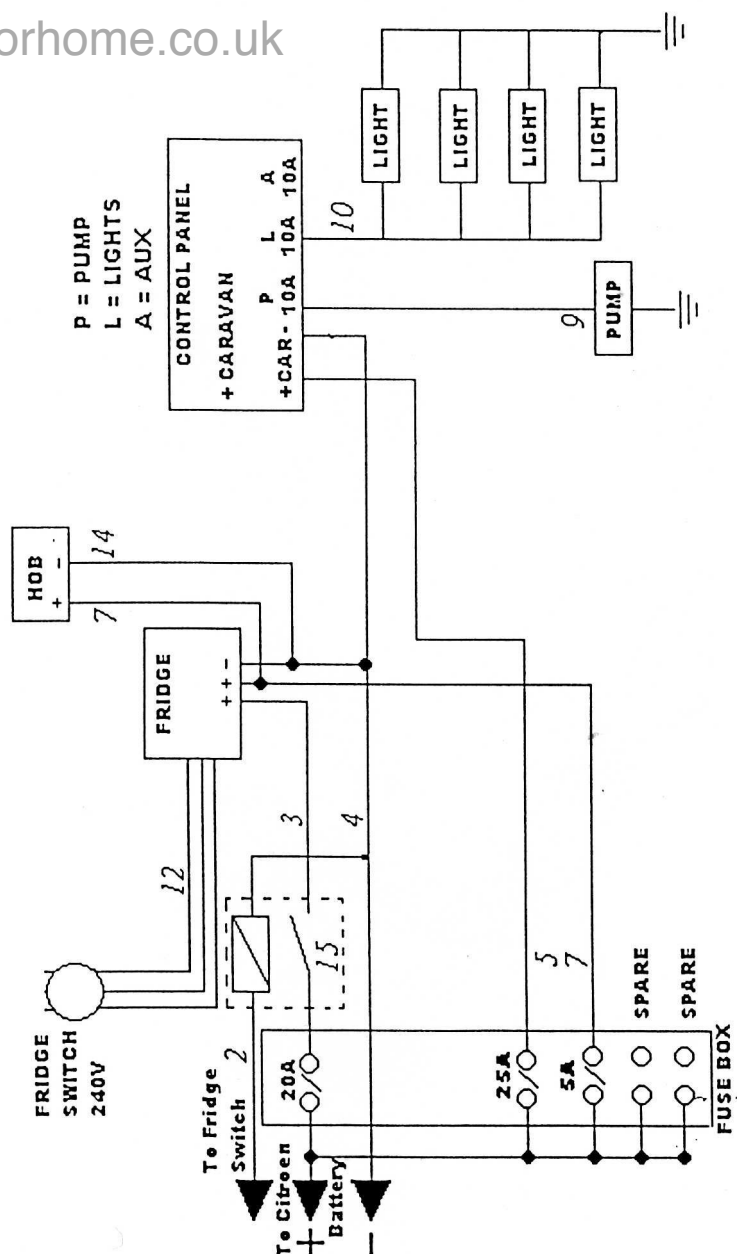
56) 240-VOLT E.L.C.B SWITCH.
(EARTH, LEAKAGE, CIRCUIT, BREAKER)

This document is provided free of charge for the purpose of reference only and for personal use.
The document remains the property of www.smallmotorhome.co.uk at all times and the resale of these documents is strictly prohibited.

39



CITROEN BATTERY ONLY



Key

- | | |
|------------------|------------------------|
| 1) 3mm Red | 9) 2mm White twin |
| 2) 1mm Red | 10) 1mm Black twin |
| 3) 3mm Yellow | 11) 2.5mm Round 3 Core |
| 4) 3mm White | 12) 1mm Round 3 Core |
| 5) 3mm Blue | 13) 25 amp Inline Fuse |
| 6) 3mm Black | 14) 1mm White |
| 7) 1mm Yellow | 15) Fridge Relay |
| 8) 1mm Red/White | 16) Sec Battery Relay |

Applicable to all wiring diagrams

www.smallmotorhome.co.uk



By downloading this document from this website you agree to abide by these terms.